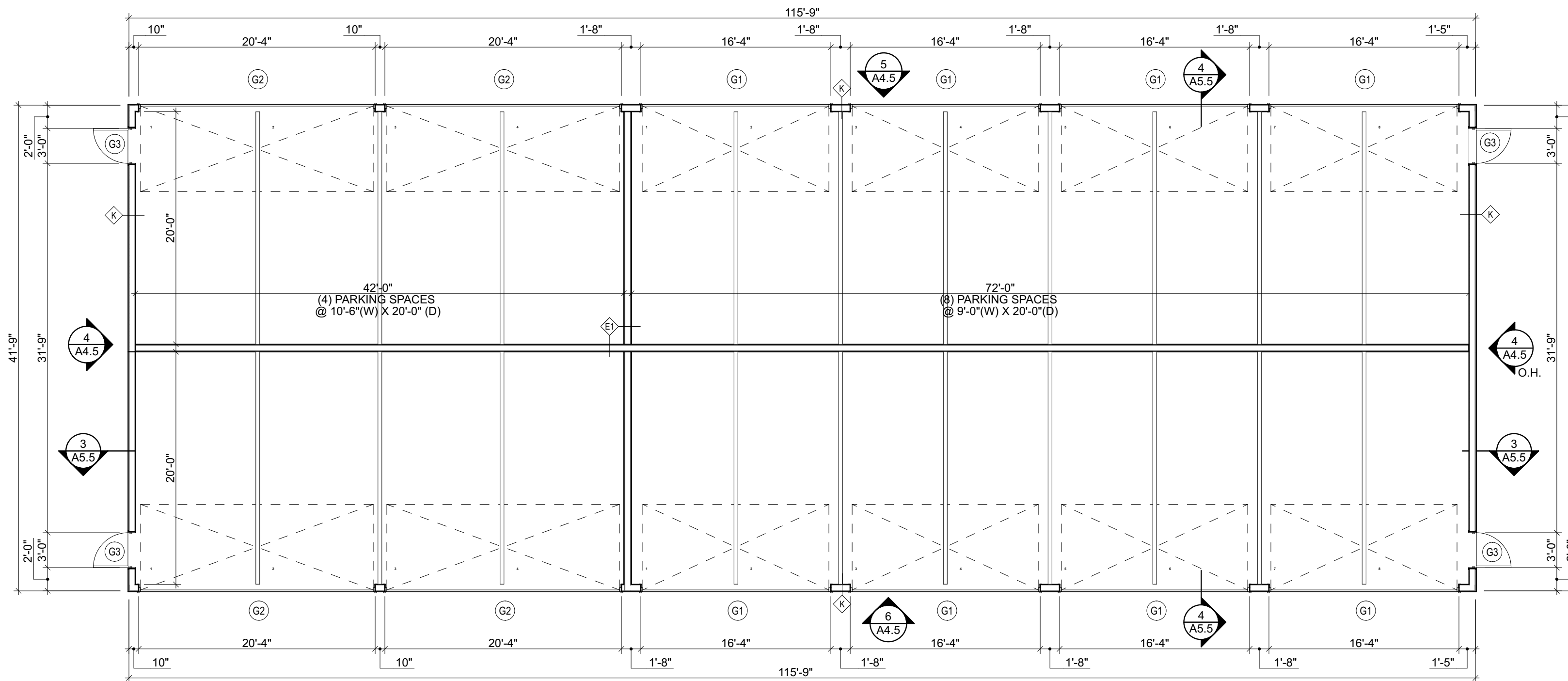


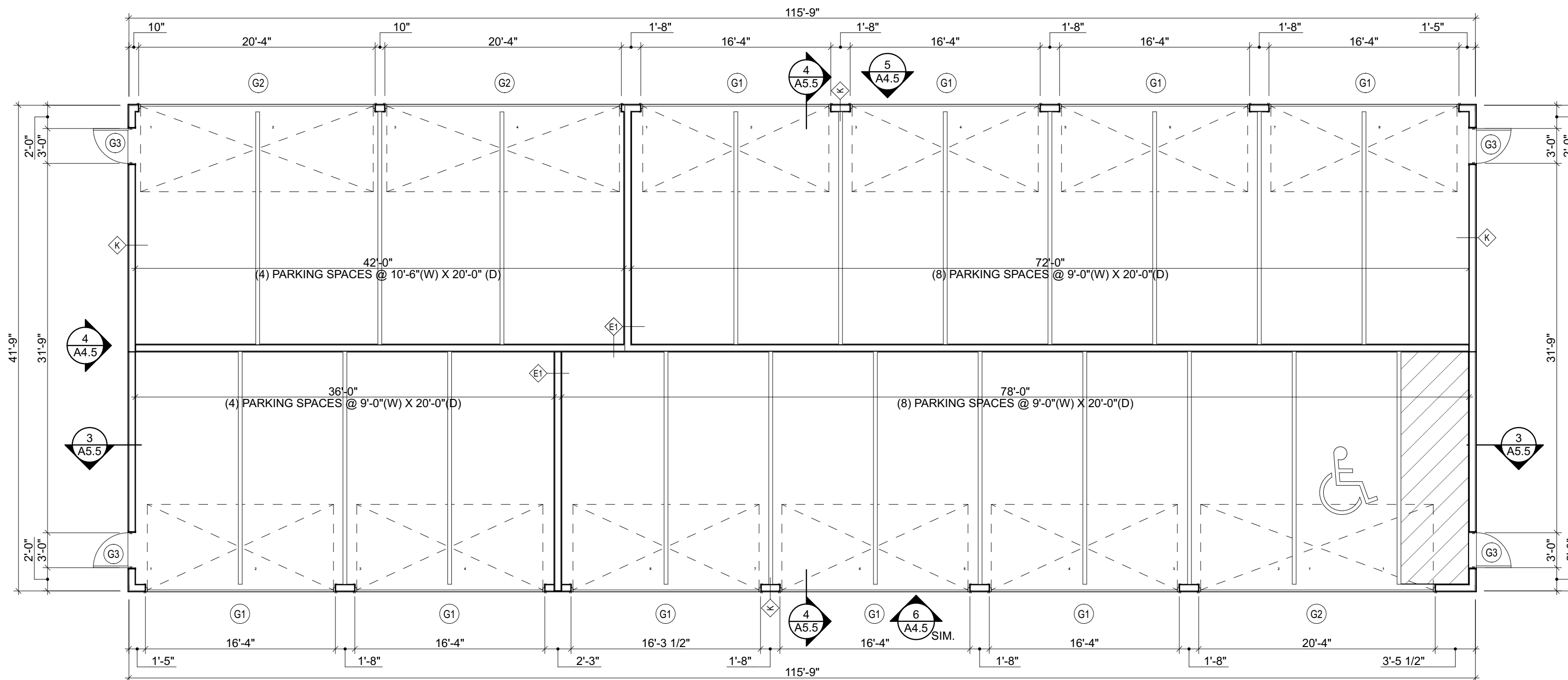
**A SINGLE LOADED GARAGE FLOOR PLAN**

SCALE: 1/8" = 1'-0"



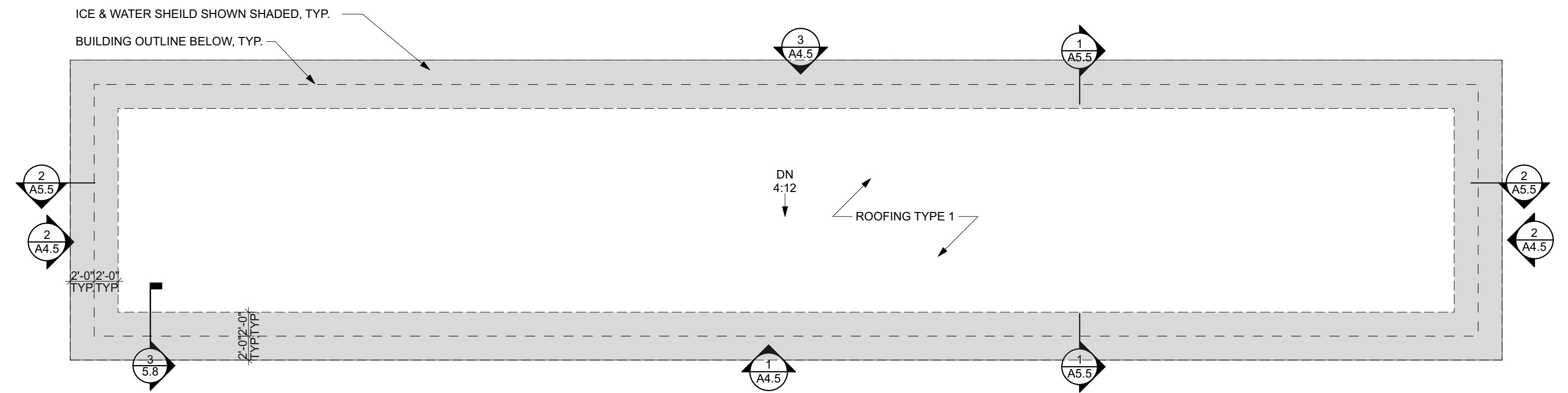
**B DOUBLE LOADED GARAGE FLOOR PLAN**

SCALE: 1/8" = 1'-0"



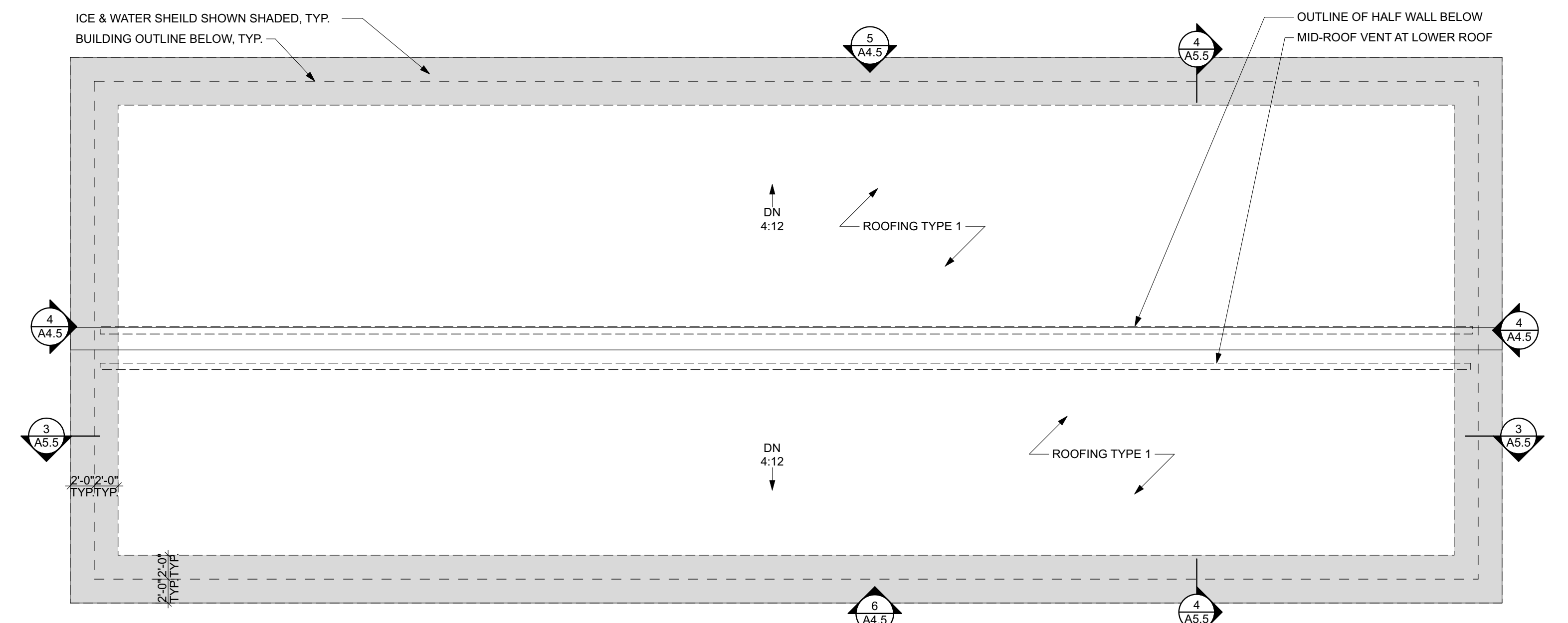
**C ACCESSIBLE DOUBLE LOADED GARAGE FLOOR PLAN**

SCALE: 1/8" = 1'-0"



**E SINGLE LOADED GARAGE - ROOF PLAN**

SCALE: 1/8" = 1'-0"



**F DOUBLE LOADED GARAGE - ROOF PLAN**

SCALE: 1/8" = 1'-0"

ROOF NOTES	
1. INSTALL ROOF SYSTEMS PER MANUFACTURER'S SPECIFIED REQUIREMENTS.	11. CONTRACTOR SHALL VERIFY WITH ROOFING MANUFACTURER IF HIGH WIND DESIGN REQUIREMENTS MUST BE FOLLOWED. ANY SUCH REQUIREMENTS SHALL BE STIPULATED ON THE ROOFING SHOP DRAWINGS SUBMITTED TO THE ARCHITECT.
2. FLASHING SHALL BE PROVIDED AT ALL ROOF PENETRATIONS, ROOF TERMINATIONS, ROOF PITCH CHANGES, VALLEYS AND ROOF/WALL INTERSECTIONS PER MANUFACTURER'S SPECIFIED REQUIREMENTS.	12. APPLY DOUBLE UNDERLAYMENT PER IBC 2015 CODE SECTION 1507 FOR ROOFS W/SLOPES BETWEEN 2:12 & 4:12.
3. INSURE THAT ALL MECHANICAL AND/OR PLUMBING CURBS ARE INSTALLED SO THAT ROOF SLOPE AND DRAINAGE ARE MAINTAINED. PROVIDE CRICKETS WHEN NECESSARY.	13. INSTALL GUTTER EXPANSION JOINTS IN QUANTITIES AND LOCATIONS PER MANUFACTURER'S INSTRUCTIONS. INSTALL EXPANSION JOINT COVERS AS REQ'D.
4. POWER & PLUMBING PENETRATIONS SHALL BE FLASHED & SEALED.	14. RADON VENT STACK PENETRATIONS SHALL EXTEND A MINIMUM 1'-0" ABOVE STEEP-SLOPE ROOFS AND MINIMUM 1'-6" ABOVE LOW-SLOPE ROOFS IN ACCORDANCE WITH EPA GUIDELINES.
5. FLASH ALL VENT PIPES PASSING THROUGH ROOF. FLASHING SHALL EXTEND 12" IN ALL DIRECTIONS AND SHALL BE 4 LB. LEAD COATED ON BOTH SURFACES W/ LEAD ASPHALTUM. VENT FLASHING SHALL BE CARRIED UP, OVER & TURNED DOWN INTO VENT PIPES.	15. RADON VENT STACKS SHALL BE INSULATED IN ATTIC IN ACCORDANCE WITH EPA GUIDELINES.
6. SEE MEP DRAWINGS FOR ALL MEP PENETRATIONS THROUGH ROOF. DO NOT LOCATE PENETRATIONS IN VALLEYS, WITHIN 15'-0" OF EAVES, ON ROOFS WITH SLOPE LESS THAN 4:12, AND ON OTHER LOCATIONS INDICATED ON ROOF PLAN.	16. ROOFING TYPES:
7. TYPE 1 ROOF/CEILING ASSEMBLY SHALL BE VENTILATED BY MEANS OF CONTINUOUS EAVE, MID-ROOF, & RIDGE VENTS. THE MINIMUM NET FREE VENTILATING AREA SHALL BE 1/300 OF EACH AREA BEING VENTILATED W/ 50% OF THE VENTILATING AREA THROUGH RIDGE VENTS.	TYPE 1 - SHINGLE ROOFING - ARCHITECTURAL, CLASS A, DIMENSIONAL, SELF-SEALING FIBERGLASS SHINGLE - 30-YEAR WARRANTY - ALGAE-RESISTANT - CLASS A COVERING AS DEFINED BY ASTM E 180 OR UL 790 - MIN. 100 MPH WIND LOAD - TAMKO HERITAGE PREMIUM OR CERTAINTED LANDMARK IR - COLOR AND STYLE BY ARCHITECT - SEE SECTIONS FOR FULL ASSEMBLY
8. ALL ROOF ASSEMBLIES TO BE 1 HOUR RATED.	TYPE 2 - LOW-SLOPE ROOFING - FULLY ADHERED - 60 MIL. SINGLE PLY TPO MEMBRANE, WHITE (0.79 ISRV) - FIRESTONE, GAF, MULE-HIDE, JOHNS MANVILLE - SEE SECTIONS FOR FULL ASSEMBLY - MEMBRANE MAY BE NON-FLEECE AT CONTRACTOR'S OPTION
9. INSTALL CONT. ICE & WATER SHIELD @ ROOF PERIMETER & VALLEYS PER MFG. REQUIREMENTS. ICE & WATER SHIELD TO EXTEND MIN. 24" INSIDE EXTERIOR WALL LINE OF BUILDING.	
10. SEE CIVIL FOR DOWNSPOUT TERMINATION. PROVIDE PRECAST CONCRETE SPLASHBLOCK AND 1'-0" MIN. HORIZONTAL LENGTH DOWNSPOUT LEADER @ BASE WHERE SEWER TIE-IN BELOW GRADE IS NOT REQUIRED BY CIVIL.	

**RED HAWK APARTMENTS**

N. Parkview Drive & Blanche Drive  
Milton, WI 53563

**WORN JERABEK WILTSE ARCHITECTS, P.C.**

401 West Superior St, Suite 400  
Chicago, IL 60654

PH: 312.642.5587 FAX: 312.642.4189 www.wjwarchitecture.com

NO.	ISSUED FOR:	DATE
1	100% DESIGN DEVELOPMENT	08/12/19

**NOT FOR CONSTRUCTION**

ILLINOIS PROFESSIONAL DESIGN FIRM LICENSE #184.002955  
© 2019 WORN JERABEK WILTSE ARCHITECTS, P.C.

STAMP	PROJECT NUMBER:	SHEET NUMBER:
	18836	<b>A2.8</b>
DR. BY:	CK. BY:	
CC & JMK	DZ	

EXPIRATION DATE: 11.30.2020